

Lubrication Fittings & Accessories

Introduction

A Lincoln Industrial lubrication fitting can be used for all of your lubrication needs. Our fittings are used in the automobile, agricultural, marine, truck, construction equipment, and machine manufacturing industries.

Lincoln Industrial offers a full line of lubrication fittings to meet the manufacturing requirements of today's industries. Our line consists of common threaded, thread-forming, drive-type, stainless steel, pressure relief, standard button head, and vent fittings.



Common
Threaded
Fitting



Thread
Forming
Fitting



Drive
Type
Fitting



Stainless
Steel
Fitting



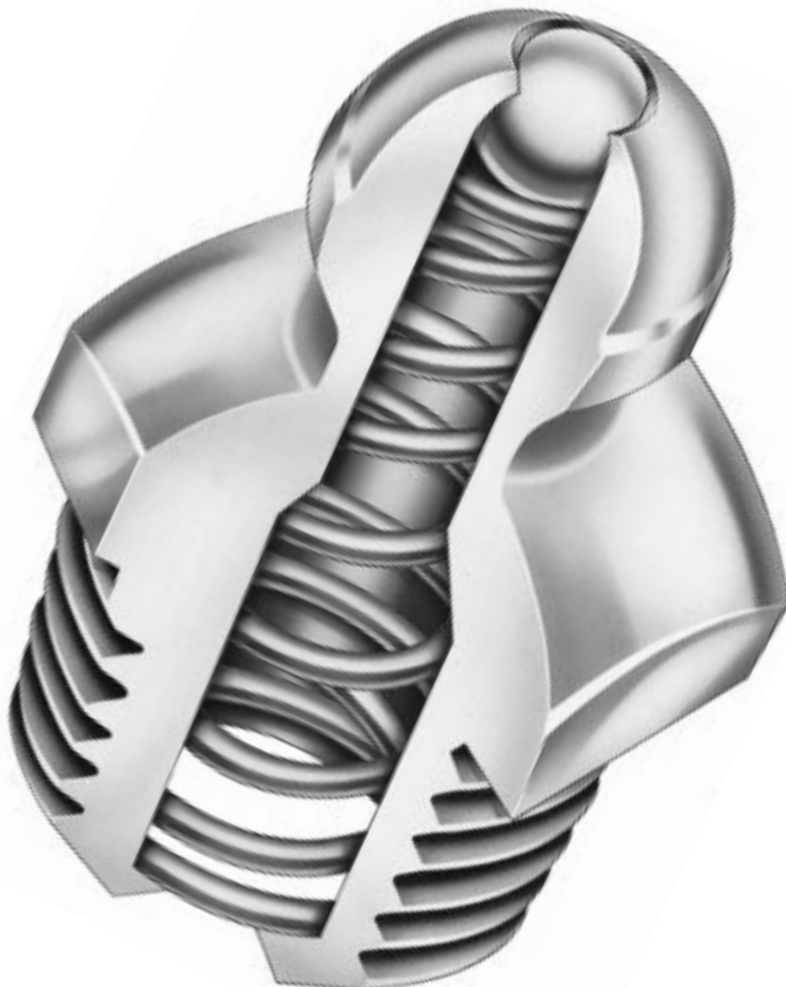
Pressure
Relief
Fitting



Standard
Button Head
Fitting





Vent
Fitting



The ball check in the head of the fitting prevents dirt and grit from getting into the bearing. The fittings can be wiped clean without forcing foreign material into the fitting and the bearing. The true spherical contour of the fitting head provides a natural ball and socket joint between the fitting head and any commercial hydraulic coupler for a wide angularity of contact, and a tight metal-to-metal seal. The internal spring on the fittings is tempered with music wire, coiled so that it cannot be compressed to restrict the flow of heavy lubricants, or forced out of the body under normal pressures. The fittings have a specially formed lip at the fitting base that locks the spring and ball securely in place.

Remote Lube Fitting Systems: To easily reach hidden, inaccessible or hazardous bearings



Hard-to-reach lubrication fittings present a major maintenance problem for the proper care of all types of machinery.


Hidden or guarded lubrication fittings can lead to production downtime, higher operating and maintenance costs and the risk of personal injury to operators and employees—all directly traceable to poor lubrication fitting access.

How do you eliminate these problems?

Lincoln Industrial's Remote Lube Fitting Systems

Benefits

- Easy access to lubrication fittings
- Easier, quicker and safer lubrication
- Assures that all bearings are lubricated
- Bearings can be safely lubricated while machine is operating
- Reaches hidden, inaccessible or hazardous bearings



Lubrication Fittings & Accessories

Threaded Fittings

All of the straight grease fittings are heat treated. On the angle fittings, the ball check end or the greasing end is heat treated. The spin drive and drive type angle fittings are entirely heat treated. All fittings are zinc plated and have a supplemental coating of chromate.



No. 5010

*No. 5010-1
1/4" -28 Taper Th'd.
(SAE-LT)



No. 5527

1/4" -28 U.N.F.
2A Th'd.



No. 240646

1/4" -28 Taper Th'd.
(SAE-LT)



No. 700395

1/4" -28 Taper Th'd.
(SAE-LT)



No. 5013

1/4" -28 Taper Th'd.
(SAE-LT)



No. 5014

1/4" -28 Taper Th'd.
(SAE-LT)



No. 5210

1/4" -28 Taper Th'd.
(SAE-LT)



No. 700396

1/4" -28 Taper Th'd.
(SAE-LT)



No. 700259

1/4" -28 Taper Th'd.
(SAE-LT)



No. 5410

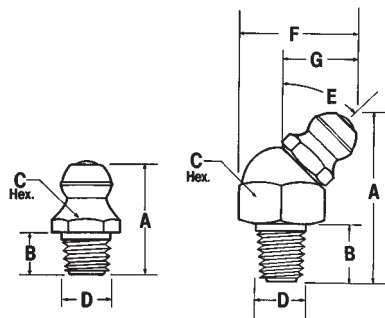
1/4" -28 Taper Th'd.
(SAE-LT)

1/4" - 28 Thread (Straight & Taper)

This type of thread is used mostly on cars and light trucks. The (SAE-LT) is a thread that conforms to the Society of Automotive Engineers lubrication fittings thread specification.

Model No.	A in./mm	B in./mm	C in./mm	D in./mm	E	F in./mm	G in./mm
5527	31/64 / 12.3	9/64 / 3.6	9/32 / 7.1	.250 / 6.4	—	—	—
240646	31/64 / 12.3	5/32 / 4.0	5/16 / 7.9	.255 / 6.5	—	—	—
700395	33/64 / 13.1	5/32 / 4.0	9/32 / 7.1	.255 / 6.5	—	—	—
5010	17/32 / 13.5	3/16 / 4.8	5/16 / 7.9	.260 / 6.6	—	—	—
*5010-1	35/64 / 13.9	7/32 / 5.6	5/16 / 7.9	.260 / 6.6	—	—	—
5013	43/64 / 17.1	11/32 / 8.7	5/16 / 7.9	.260 / 6.6	—	—	—
5014	15/16 / 23.8	39/64 / 15.5	5/16 / 7.9	.260 / 6.6	—	—	—
5210	13/16 / 20.6	13/64 / 5.2	3/8 / 9.5	.260 / 6.6	45°	37/64 / 14.7	25/64 / 9.9
700396	25/32 / 19.8	19/64 / 7.5	3/8 / 9.5	.260 / 6.6	65°	21/32 / 16.7	15/32 / 11.9
700259	3/4 / 19.1	5/32 / 4.0	3/8 / 9.5	.255 / 6.5	90°	21/32 / 16.7	15/32 / 11.9
5410	3/4 / 19.1	3/16 / 4.8	3/8 / 9.5	.260 / 6.6	90°	21/32 / 16.7	15/32 / 11.9

* Not illustrated. Same as No. 5010 but without Ball Check.



1/8" Pipe Thread

The 1/8" pipe threaded fittings are constructed for additional strength. This type of fitting is popular for use in the construction and agricultural industry and large industrial machinery.



No. 5000
*No. 5000-1
1/8" P.T.F. Spec.
Extra Short



No. 5003
1/8" P.T.F.
Spec. Short



No. 5505
1/8" N.P.T.F.



No. 5200
1/8" P.T.F.
Spec. Short



No. 5300
1/8" P.T.F.
Spec. Short



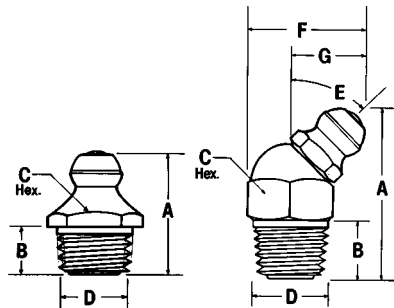
No. 5308
1/8" P.T.F.
Spec. Short



No. 5400
1/8" P.T.F.
Spec. Short

Model No.	A in. / mm	B in. / mm	C in. / mm	D in. / mm	E	F in. / mm	G in. / mm
5000	41/64 / 16.3	9/32 / 7.1	7/16 / 11.1	.400 / 10.2	—	—	—
*5000-1	21/32 / 16.7	5/16 / 7.9	7/16 / 11.1	.400 / 10.2	—	—	—
5003	1 1/4 / 31.8	3/4 / 19.1	7/16 / 11.1	.400 / 10.2	—	—	—
5505	1 / 25.4	5/16 / 7.9	1/2 / 12.7	.480 / 12.2	—	—	—
5200	7/8 / 22.2	9/32 / 7.1	7/16 / 11.1	.400 / 10.2	45°	41/64 / 16.3	27/64 / 10.7
5300	7/8 / 22.2	9/32 / 7.1	7/16 / 11.1	.400 / 10.2	65°	23/32 / 18.3	1/2 / 12.7
5308	1 3/16 / 30.2	9/16 / 14.3	7/16 / 11.1	.400 / 10.2	65°	23/32 / 18.3	1/2 / 12.7
5400	27/32 / 21.4	9/32 / 7.1	7/16 / 11.1	.400 / 10.2	90°	47/64 / 18.7	1/2 / 12.7

* Not illustrated. Same as No. 5000 but without Ball Check.





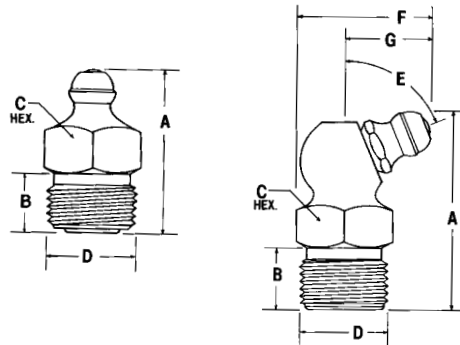
No. 5050
1/4" N.P.T.

1/4" Pipe Thread

Model No.	A in. / mm	B in. / mm	C in. / mm	D in. / mm	E	F in. / mm	G in. / mm
5050	53/64 / 21.0	3/8 / 9.5	9/16 / 14.3	.535 / 13.6	—	—	—
5350	11/32 / 26.2	3/8 / 9.5	9/16 / 14.3	.535 / 13.6	65°	13/16 / 20.6	17/32 / 13.5



No. 5350
1/4" N.P.T.F. Spec.
Extra Short



No. 5181
10 mm x 1



No. 5182
10 mm x 1

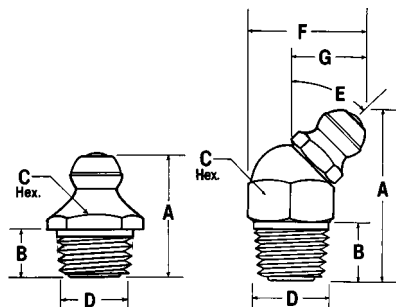


No. 5183
10 mm x 1

Metric Fittings—6mm, 8mm, 10mm

Model No.	A in. / mm	B in. / mm	C	D	E	F in. / mm	G in. / mm
*5175	5/8 / 15.9	7/32 / 5.6	7mm	6mm x 1	—	—	—
*5176	13/16 / 20.6	7/32 / 5.6	9mm		45°	37/64 / 14.7	25/64 / 9.9
*5177	45/64 / 17.9	7/32 / 5.6	9mm		90°	3/4 / 19.1	9/16 / 14.3
*5178	21/32 / 16.7	7/32 / 5.6	9mm	8mm x 1	—	—	—
*5179	13/16 / 20.6	7/32 / 5.6	9mm		45°	37/64 / 14.7	25/64 / 9.9
*5180	45/64 / 17.9	7/32 / 5.6	9mm		90°	3/4 / 19.1	9/16 / 14.3
5181	45/64 / 17.9	7/32 / 5.6	11mm	10mm x 1	—	—	—
5182	13/16 / 20.6	7/32 / 5.6	11mm		45°	41/64 / 16.3	27/64 / 10.7
5183	45/64 / 17.9	7/32 / 5.6	11mm		90°	13/16 / 20.6	39/64 / 15.5

* Not illustrated.



Lubrication Fittings & Accessories

Spin Drive Fittings

Spin Drive

Spin Drive (thread forming) fittings have special tapered drive threads for fast production line installation in untapped holes to save tapping cost. Spinning into the hole with a power wrench provides the most effective installation. Installation torque limits, to avoid stripping, should be established by test in the type of material in which production fittings are to be installed. Installation force causes a rearrangement of mating material to conform with the fitting thread contour creating a leak-tight permanent seal. Not recommended for heat treated parts. Fitting threads are heat treated to Rockwell 83-89 on the 15N scale. The body portion for this type of fitting thread is a yellow chromate finish for identification from the standard fitting thread.

For field servicing, Spin Drive fittings may be replaced by any standard fitting having the same thread size or another Spin Drive fitting.



No. 205010

1/4" -28 Spec. Taper Drive Th'd.



No. 205000

1/8" Pipe-Special Taper Drive Th'd.



No. 247235

1/8" Pipe-Special Taper Drive Th'd.



No. 205210

1/4" -28 Spec. Taper Drive Th'd.



No. 205200

1/8" Pipe-Special Taper Drive Th'd.



No. 205410

1/4" -28 Spec. Taper Drive Th'd.

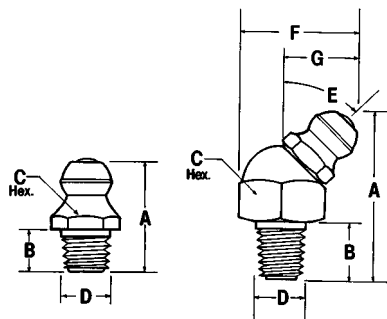


No. 205400

1/8" Pipe-Special Taper Drive Th'd.

Spin Drive Fittings

Model No.	A in. / mm	B in. / mm	C in. / mm	D in. / mm	E	F in. / mm	G in. / mm
205010	35/64 / 13.9	13/64 / 5.2	5/16 / 7.9	.256 / 6.5	—	—	—
205000	5/8 / 15.9	1/4 / 6.4	7/16 / 11.1	.396 / 10.1	—	—	—
247235	45/64 / 17.9	21/64 / 8.3	7/16 / 11.1	.400 / 10.2	—	—	—
205210	51/64 / 20.2	3/16 / 4.8	3/8 / 9.5	.256 / 6.5	45°	37/64 / 14.7	25/64 / 9.9
205200	25/32 / 19.8	13/64 / 5.2	7/16 / 11.1	.396 / 10.1	45°	5/8 / 15.9	13/32 / 10.3
205410	3/4 / 19.1	3/16 / 4.8	3/8 / 9.5	.256 / 6.5	90°	21/32 / 16.7	15/32 / 11.9
205400	3/4 / 19.1	13/64 / 5.2	7/16 / 11.1	.396 / 10.1	90°	47/64 / 18.7	1/2 / 12.7



Drive Type Fittings

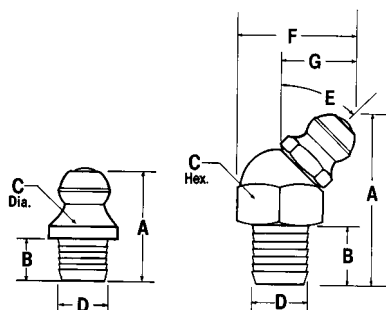
Drive type fittings are designed for fast production line installation in untapped holes to save thread tapping costs. Circumferential serrations on shank provide a hydraulic tight seal when fitting is installed properly. Cannot be used where high lubricant back pressures can be developed.

Hole sizes and shank dimensions are for reference use only. To determine optimum hole size, test applications should be conducted using the type of material into which the fitting is to be installed—steel, cast iron, brass, aluminum, etc. Production tolerances of hole size must be taken into consideration when test is conducted.



Drive Type Fittings

Model No.	A in. / mm	B in. / mm	C in. / mm	D in. / mm	E	F in. / mm	G in. / mm
700375	7/16 / 11.1	1/8 / 3.2	5/16 / 7.9	.196 / 5.0	—	—	—
700504	1/2 / 12.7	3/16 / 4.8	5/16 / 7.9	.196 / 5.0	—	—	—
5033	9/16 / 14.3	1/4 / 6.4	5/16 / 7.9	.196 / 5.0	—	—	—
5029-1	19/32 / 15.1	17/64 / 6.7	5/16 / 7.9	.259 / 6.6	—	—	—
5029	37/64 / 14.7	17/64 / 6.7	5/16 / 7.9	.259 / 6.6	—	—	—
5031	37/64 / 14.7	1/4 / 6.4	3/8 / 9.5	.322 / 8.2	—	—	—
5036	5/8 / 15.9	1/4 / 6.4	7/16 / 11.1	.383 / 9.7	—	—	—
5385	23/32 / 18.3	7/32 / 5.6	3/8 / 9.5	.196 / 5.0	65°	1 1/16 / 17.5	1/2 / 12.7
5318	49/64 / 19.4	9/32 / 7.1	3/8 / 9.5	.259 / 6.6	65°	1 1/16 / 17.5	1/2 / 12.7



Stainless Steel Fittings

Select Lincoln Industrial stainless steel fittings for marine applications, food processing machinery, sewage disposal systems, or any use where protection against corrosive elements is a design criteria. Stainless steel ball checks and springs are securely housed in passivated austenitic type 303 stainless steel bodies for maximum usable life and performance. To avoid use of inferior substitutes specify Lincoln Industrial Stainless Steel fittings by part number on your drawings.

Stainless Steel Fittings



No. 5010-9

1/4" -28 Taper Th'd.
(SAE-LT)



No. 5000-9

1/8" P.T.F. Spec. Extra
Short



No. 5210-9

1/4" -28 Taper Th'd.
(SAE-LT)



No. 5410-9

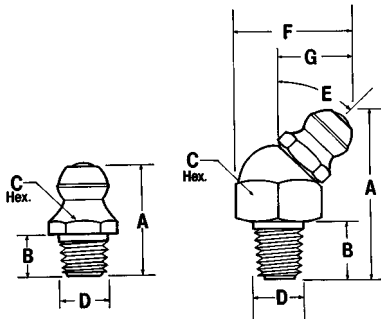
1/4" -28 Taper Th'd.
(SAE-LT)



No. 5033-9

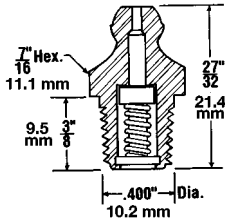
For 3/16" / 4.8mm Dia. Hole

Model No.	A in. / mm	B in. / mm	C in. / mm	D in. / mm	E	F in. / mm	G in. / mm
5010-9	17/32 / 13.5	3/16 / 4.8	5/16 / 7.9 Hex.	.260 / 6.6	—	—	—
5000-9	41/64 / 16.3	9/32 / 7.1	7/16 / 11.1 Hex.	.400 / 10.2	—	—	—
5210-9	13/16 / 20.6	13/64 / 5.2	3/8 / 9.5 Hex.	.260 / 6.6	45°	37/64 / 14.7	25/64 / 9.9
5410-9	3/4 / 19.1	3/16 / 4.8	3/8 / 9.5 Hex.	.260 / 6.6	90°	21/32 / 16.7	15/32 / 11.9
5033-9	9/16 / 14.3	1/4 / 6.4	5/16 / 7.9 Dia.	.196 / 5.0	—	—	—





No. 5045
1/8" N.P.T.F.

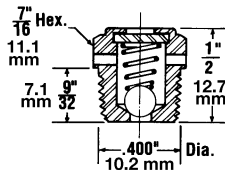


Leakproof Fittings

Leakproof fittings are a special purpose fitting for use in those applications where a positive seal is essential. A special synthetic rubber seal, conforming with ASTM D2000 and SAE J200 specifications, is used to provide an effective seal against light or heavy viscosity lubricants and will withstand a back pressure up to 5,000 psig (345 bars). Not suitable as a check valve against high, sustained back pressure. Check and spring are designed to permit easy flow of lubricants.



1/8" P.T.F.
Spec. Short



Pressure Relief Valves

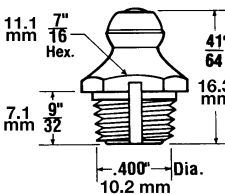
Use wherever control of oil or grease pressure is required. Releases pressure build up during equipment operation or when filling gear cases, or bearing housings with pressure guns. Twin vent ports provide visual indication of pressure relief. Select valve with pressure range best suited to design application.

Operating parts are positioned internally for maximum protection against entry of dirt or valve damage. Ball check is located at base of valve body as close as possible to protected material. Not recommended to be used below the fluid level.

Model	Relief Pressure
5677	1 to 5 psig / .07 to .34 bars
5678	7½ to 15 psig / .52 to 1 bars
5679	15 to 25 psig / 1 to 1.7 bars
5680	45 to 80 psig / 3.1 to 5.5 bars



No. 5099
1/8" P.T.F. Spec.
Extra Short

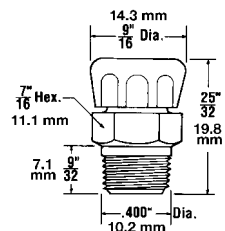


Safety Vent Fitting

Required for use in those applications where a build up of pressure in the bearing is undesirable or damaging. A vent slot cut vertical to the threads provides an air escape during bearing fill and when grease appears serves as a bearing fill indicator. Vent slot restriction permits bearing fill without build up of prohibitive pressure.



No. 5698
1/8" P.T.F.
Spec. Short



Atmospheric Vent

For use on differentials, transmissions, and gear boxes. It allows air to escape and enter as the internal pressure increases or decreases. The cap prevents dirt from entering. Must be installed above the normal level of fluid.



No. 5701
1/8" N.P.T.F.



No. 5706
1/4" N.P.T.F.

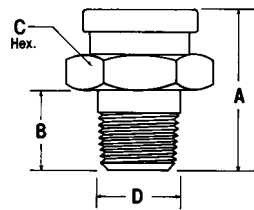


No. 5711
3/8" N.P.T.F.

Button Head Fittings

Lincoln Industrial standard button head fittings are designed for use where volume flow of lubricant is required, such as bearings on earth moving equipment, conveyors, and mining machinery. Heat treated and zinc plated for long service life.

Model No.	A in. / mm	B in. / mm	C in. / mm	D in. / mm
5701	3/4 / 19.1	23/64 / 9.1	5/8 / 15.9	.405 / 10.3
5706	27/32 / 21.4	7/16 / 11.1	5/8 / 15.9	.540 / 13.7
5711	1 1/16 / 27.0	37/64 / 14.7	3/4 / 19.1	.675 / 17.1



No. 700397
For 1/8" / 3.2mm Dia. Hole



No. 700502
For 1/4" / 6.4mm Dia. Hole



No. 700392
1/4" -28 U.N.F. 2A Th'd.

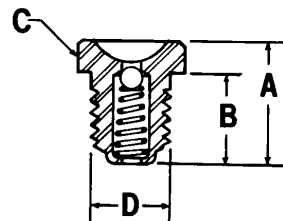


No. 700502A
10-32 U.N.F. 2A Th'd.

Flush Type Fittings

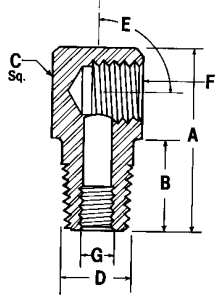
For use where installation of protruding fitting cannot be used. Can be used on shafts, pulleys, or other type of rotating bearing or parts.

Model No.	A in. / mm	B in. / mm	C in. / mm	D in. / mm
700397	1 1/64 / 4.4	1/8 / 3.2	5/32 / 4.0 Dia.	.128 / 3.3
700502	9/32 / 7.1	15/64 / 6.0	5/16 / 7.9 Dia.	.256 / 6.5
700392	13/32 / 10.3	19/64 / 7.5	5/16 / 7.9 Hex.	.250 / 6.4
700502A	1 1/32 / 8.7	15/64 / 6.0	1/4 / 6.4 Dia.	.190 / 4.8



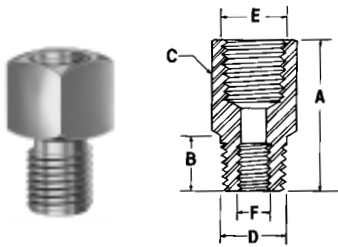


Style 1 Style 2



Street Elbows

Model No.	Style	A in. / mm	B in. / mm	C in. / mm	D in. / mm	E	F	G
20026	1	1 ³ / ₁₆ / 20.6	5/ ₁₆ / 7.9	1/2 / 12.7 Sq.	1/4-28 Taper	90°	1/8 PTF	—
247616	2	1 ¹ / ₁₆ / 27	17/ ₃₂ / 13.5	1/2 / 12.7 Sq.	1/4-28 Taper	45°	1/8 PTF	—
20028	2	1 / 25.4	15/ ₃₂ / 11.9	1/2 / 12.7 Sq.	1/8 PTF	45°	1/8 PTF	—
20031	1	1 ³ / ₁₆ / 20.6	9/ ₃₂ / 7.1	1/2 / 12.7 Sq.	1/8 PTF	90°	1/8 PTF	—
20029	1	1 / 25.4	15/ ₃₂ / 11.9	1/2 / 12.7 Sq.	1/8 PTF	90°	1/8 PTF	—
13155	1	1 / 25.4	3/8 / 9.5	1/2 / 12.7 Sq.	1/8 NPSM	90°	1/8 NPTF	1/4-28 UNF
13129	1	1 ¹ / ₂ / 38.1	7/8 / 22.2	5/8 / 5.9 Sq.	1/8 NPTF	90°	1/8 NPTF	—



Adapters

Model	A in. / mm	B in. / mm	C in. / mm	D	E	F
20024	7/8 / 22.2	5/16 / 7.9	1/2 / 12.7 Hex.	1/4-28 Taper	1/8 NPSF	—
10182	1 ⁵ / ₁₆ / 23.8	3/8 / 9.5	9/16 / 14.3 Hex.	1/8 NPTF	1/8 NPTF	—
13154	7/8 / 22.2	3/8 / 9.5	1/2 / 12.7 Sq.	1/8 NPSM	1/8 NPTF	1/4-28 UNF
14054	7/8 / 22.2	7/16 / 11.1	1/2 / 12.7 Sq.	1/8 NPSM	1/8 NPTF	1/4-28 UNF



No. 700337

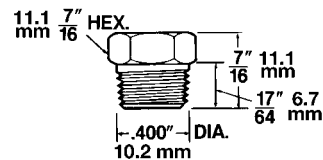
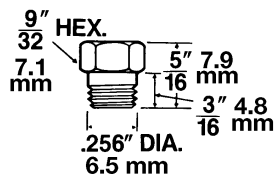
1/4"-28 Spec. Taper Drive Th'd.



No. 12511

1/8" P.T.F. Spec. Extra Short

Plugs





Fitting Installation and Removal Tools

Model 11485

For use to install straight drive type fittings into untapped holes.

Model 11509

For use to install angle drive type fittings into untapped holes.



Easy Out Tool

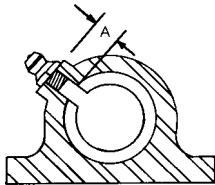
Combination tool for removing worn or broken fittings and retapping holes for new fitting installation, two models available:

Model 66953

For tapping $\frac{1}{4}$ " -28 threads and removal of both $\frac{3}{8}$ " and $\frac{5}{16}$ " Hex, straight or angle fittings.

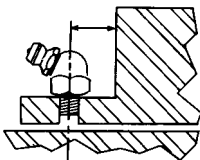
Model 90776

For tapping $\frac{1}{8}$ " NPT threads and removal of both $\frac{7}{16}$ " Hex, straight or angle fittings.



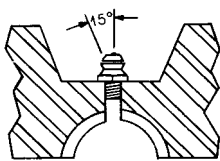
Depth of Engagement

When selecting a lubrication fitting, either straight, angle, standard thread, spin drive, or straight drive, be sure to measure engagement depth "A," taking manufacturing tolerance into consideration. Then select fitting with thread length or drive shank length that will not penetrate bearing material or rest against rotating member.



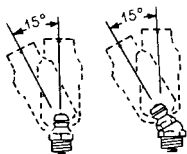
Turning Radius

The turning radius is given for all angle fittings shown in this manual. Be sure that this is taken into consideration during initial machine design and then select a fitting with a turning radius that will permit easy production line installation.



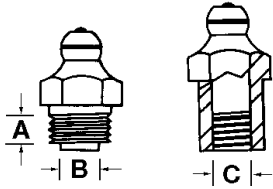
Deep Set Fittings

Deep set fittings are sometimes necessary in machine design. When required, make sure sufficient clearance is provided for easy disengagement of hydraulic coupler.



Angularity of Contact

Lincoln hydraulic couplers and fittings are designed to provide a hydraulic seal at any coupler angle up to 15° . Movement beyond this angle will cause coupler to disengage.



Determination of Pipe Thread Sizes

Nominal Pipe Thread Size	Threads Per Inch	Major Dia. B or C in./mm	Nominal Engagement For Tight Joint A in./mm
1/8"	27	.405 / 10.3	1/4 / 6.4
1/4"	18	.540 / 13.7	3/8 / 9.5
3/8"	18	.675 / 17.1	3/8 / 9.5
1/2"	14	.840 / 21.3	1/2 / 12.7
3/4"	14	1.050 / 26.7	9/16 / 14.3
1"	11 1/2	1.315 / 33.4	11/16 / 17.5

Drill Size Selection

Fitting Thread Size	Tap Drill Selection for Standard Thread Fitting	Drill Size Selection for Spin Drive Fittings
1/4" -28	#3 (for soft metal, use #5)	"A" - .234" / 5.9mm Dia. *
5/16" -32	9/32"/7.1mm (for soft metal, use "J")	—
1/8" Pipe	11/32"/8.7mm (for soft metal, use "R")	3/8 - .375" / 9.5mm Dia. *
1/4" Pipe	7/16" / 11.1mm	—

* Drill sizes given are nominal and may vary with different types of material. For maximum effectiveness, test applications should be conducted using the type of material into which the fitting is to be installed (steel, cast iron, brass, aluminum, etc.). Production tolerances of hole must be taken into consideration when conducting test.

Lubrication Fitting Thread Symbols

The identification symbols and their meaning which have been adopted for the various threads used in the manufacture of lubrication fittings are given below:

Symbol	Meaning
NPT	American Standard Taper Pipe Thread
NPTF	Dryseal American Standard Taper Pipe Thread
PTF	Same as NPTF except full thread length has been shortened by one thread on small end of thread—also designated as PTF—SAE Short
PTF Special Short	Same as PTF Short except one full thread has been shortened from large end of thread
PTF Special Extra Short	Same as PTF Short except two full threads have been shortened from large end of thread
NPSF	Dryseal American Fuel Internal Straight Pipe Thread
NPSI	Dryseal American Intermediate Internal Straight Pipe Thread
NPSM	American Standard Straight Mechanical Pipe Thread
1/4" -28 Taper Thread (SAE-LT)	Thread has a 3/4" taper per foot and a pitch diameter of .2257/.2224 at small end. The mating tapped hole is 1/4" -28 UNF 3B straight thread. Tap drill must not exceed .215" diameter.
1/4" -28 Special Taper Drive Thread	Thread Forming-Forms thread in mating part during installation—when removed can be replaced by standard 1/4" -28 taper thread (SAE-LT) fitting.
1/8" Pipe Special Taper Drive Thread	Thread Forming-Forms thread in mating part during installation—when removed can be replaced by standard 1/8" -27 PTF series fitting.

Symbol	Designation	Symbol	Designation
N	American Standard	S	Straight
P	Pipe	M	Mechanical
T	Taper	I	Intermediate
F	Fuel	LT	Lubrication Thread

Lubrication Fittings & Accessories

Remote Lube Fitting Systems

Hard-to-reach lubrication fittings present a major maintenance problem for the proper care of all types of machinery. Hidden or guarded lubrication fittings can mean production downtime, higher operating and maintenance costs and risk of personal injury to operators and employees—all directly traceable to poor lubrication fitting access. How do you eliminate these problems? Lincoln Industrial's Remote Lube Fitting Systems benefit you by providing easy access to lubrication fittings; lubrication is easier, quicker and safer; assures all bearings will be lubricated—and can be safely lubricated while machine is operating; and finally, it's possible to reach hidden, inaccessible or hazardous bearings.

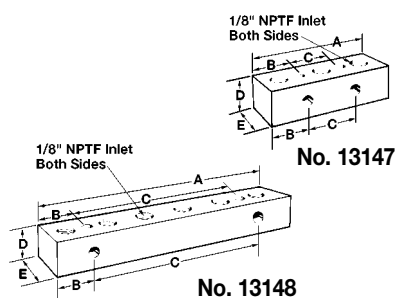


Junction Blocks

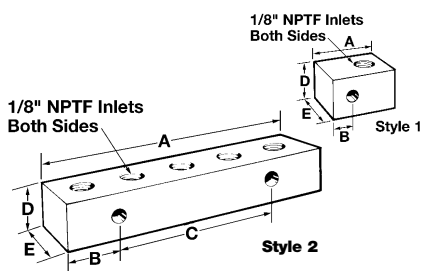
Junction block surface mount systems are used to bring multiple lubrication points to a common, easily accessible location. The junction blocks provide a means for coupling lubricant feed lines to bearings with lubrication fittings. They are available in three basic design groups and may be mounted in multiple units to meet all application requirements.

Group I

Have 1 1/32" diameter mounting holes at 90° intervals, for use with 5/16" diameter mounting bolts. This permits horizontal or vertical positioning of lubricant inlet passages.

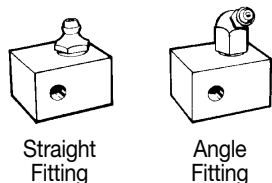


Part No.	No. of Inlets	A in. / mm	B in. / mm	C in. / mm	D in. / mm	E in. / mm
13147	3	2 3/4 / 69.9	7/8 / 22.2	1 / 25.4	3/4 / 19.1	3/4 / 19.1
13148	6	5 3/4 / 146.1	7/8 / 22.2	4 / 101.6	3/4 / 19.1	3/4 / 19.1



Group II

Have 3/32" diameter mounting holes for use with 1/4" diameter mounting bolts. Mounting holes are perpendicular to inlet passages permitting vertical positioning only.



Group III

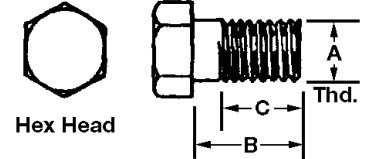
These are the same as Group II except have lubrication fittings preassembled.

Group II without Fitting Part No.	Group III with Straight Fitting #5000 Part No.	Group III with 65° Angle Fitting #5300 Part No.	Style	Number of Inlets	A in. / mm	B in. / mm	C in. / mm	D in. / mm	E in. / mm
14570	700361	700367	1	1	1 1/4 / 31.8	3/8 / 9.5	—	3/4 / 19.1	3/4 / 19.1
14562	700362	700368	1	2	1 3/4 / 44.5	7/8 / 22.2	—	3/4 / 19.1	3/4 / 19.1
14771	700363	700369	2	3	2 3/4 / 69.9	7/8 / 22.2	1 / 25.4	3/4 / 19.1	3/4 / 19.1
14563	700364	700370	2	4	3 3/4 / 95.3	7/8 / 22.2	2 / 50.8	3/4 / 19.1	3/4 / 19.1
14564	700365	700371	2	5	4 3/4 / 120.7	7/8 / 22.2	3 / 76.2	3/4 / 19.1	3/4 / 19.1
14772	700366	700372	2	6	5 3/4 / 146.1	7/8 / 22.2	4 / 101.6	3/4 / 19.1	3/4 / 19.1

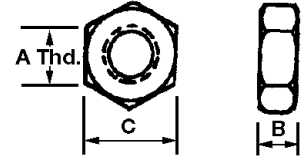
Mounting Bolts and Nuts



Part No.	A in. / mm	B in. / mm	C in. / mm
50057	1/4"-20	1 1/2 / 38.1	3/4 / 19.1
50039	5/16"-18	1 1/4 / 31.8	7/8 / 22.2



Part No.	A in. / mm	B in. / mm	C in. / mm
51304	1/4"-20	7/32 / 5.6	7/16 / 11.1
51026	5/16"-18	17/64 / 6.7	1/2 / 12.7



Accessories

Supply and Feed Line Hose



Part No.	Alvania #2 Grade Grease Filled Coils	Minimum Burst	Max. Working Pressure	Nominal Size		Minimum Bending	Hose Construction
				I.D.	O.D.		
241285	2 ft. / .6 M	10,000 psig 690 bar	4,000 psig 276 bar	1/8 "	5/16 "	3 1/2 "	Nylon Tube, Dacron Braid, Polyurethane Cover
241286	26 ft. / 7.9 M						
241287	35 ft. / 10.7 M						
241288	40 ft. / 12.2 M						

Note: Use with hose ends No. 241289 or No. 246002 described below.

Feed Line Nylon Tubing



Part No.	Description	O.D.	Wall Thickness	Working Pressure	Minimum Bending Radius
242025	25 ft. / 7.6 M coil grease* filled	1/4" 6.4 mm	.050" 1.3 mm	625 psig 42.5 bar	.875" 22.2 mm
242050	50 ft. / 15.2 M coil grease* filled				
62357	100 ft./30.5 M coil non-grease filled				

*Alvania #2 grade grease.

Steel Tubing



Part No.	Description	Max. Working Pressure
62175	1/8" OD x .020" wall 25' coil 3.2mm OD x .5mm wall 7.6m coil	4400 psig 300 bar
62176	1/4"OD x .028" wall 25' coil 6.4 mm OD x .7mm wall 7.6m coil	2800 psig 190 bar

Installation Tools



Plastic Tube & Hose Cutter
Part No. 241237

Lubrication Fittings & Accessories

Remote Lube Fitting Systems



No. 241289



No. 246002

Hose Ends for 1/8" I.D. Hose

Part No.	Description
241289	1/8" NPT swedge on hose stud (Requires swedging tool)
246002	1/8" NPT field installable hose coupling (Swedging tool not required)

Installation Tools



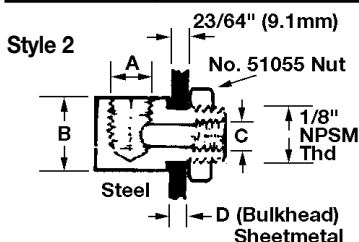
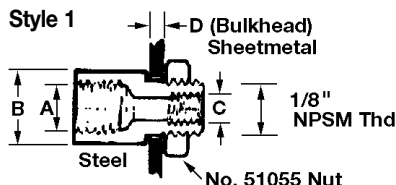
Hose Swedging Tool
Part No. 241238

Bulkhead Connectors



No. 51055

Part No.	Style	A	B	C	D
13154	1	1/8" PTF	1/2" / 12.7 mm	1/4" -28	3/16" / 4.8 mm
14054	1	1/8" PTF	1/2" / 12.7 mm	1/4" -28	1/4" / 6.4 mm
13155	2	1/8" PTF	1/2" / 12.7 mm	1/4" -28	3/16" / 4.8 mm
51055	Lock Nut 1/8" N.P.S.M. thread				



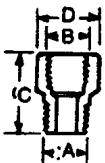
Adapter Union



No. 66649

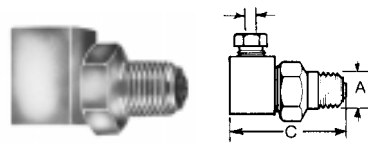


Reducing Bushings

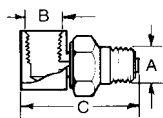


Part No.	A	B	C	D
20024	1/4" -28 THD	1/8" NPT	7/8" / 22.2mm	1/2" / 12.7mm Hex
67132	3/8" NPT	1/8" NPT	3/4" / 19.1mm	1 1/16" / 17.5mm Hex
20011	3/8" NPT	1/4" NPT	3/4" / 19.1mm	3/4" / 19.1mm Hex

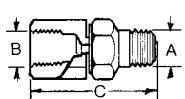
Swivels



Style 1



Style 2



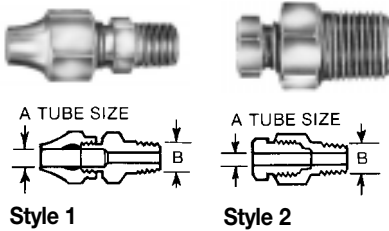
Style 3

Part No.	Style	A	B	C
66717	1	1/8" NPT	—	1 1/4" / 31.8mm
91048	2	1/8" NPT	1/8" NPT	1 1/4" / 31.8mm
91308	3	1/8" NPT	1/8" NPT	1 3/8" / 34.9mm

Note:

Not suitable for installations requiring continuous rotation.

Tube Connectors



Part No.	Style	A	B	Type
66200	1	1/4"	1/8" NPT	STGT
66201	1	1/4"	1/8" NPT	90°
66414	2	1/8"	1/8" NPT	90°
66415	2	1/8"	1/8" NPT	STGT
66714	2	1/8"	1/4"-28 thd.	STGT
66716	2	1/8"	1/4"-28 thd.	90°



Compression Nut

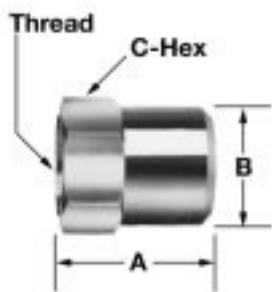
No. 66260 for use with Style 2 Tube Connectors and 66717 Swivel.
For 1/8" O.D. Tubing. Thread size is 5/16"-24.

Sleeve

No. 68462 for use with Style 1 Tube Connectors. For 1/4" O.D. Tubing.

Nut

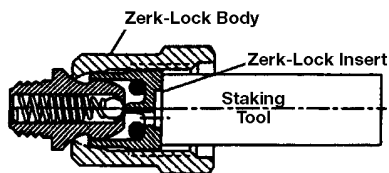
No. 68464 for use with Style 1 Tube Connectors. For 1/4" O.D. Tubing.



Zerk-Lock® Grease Fitting Adapter

Connects any 1/8" NPTF male tube adapter directly to a standard grease fitting. Aluminum, carbon steel construction; fluorocarbons elastomer seal. Useful for connecting to drive type fittings or metric fittings. Once installed, the Zerk-Lock cannot be removed from the fitting.

Model No.	Thread in. / mm	Dimensions		
		A in. / mm	B in. / mm	C-Hex in. / mm
247340	1/8" NPSL Female	.625 / 15.9	.500 / 12.7	.500 / 12.7



Installation Accessories



No. 250475 Staking Tool



No. 244047



No. 244048



No. 244054



No. 243699



No. 244058



No. 244055



No. 241290



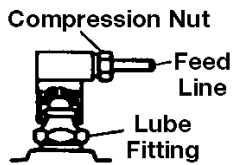
No. 241293



No. 82618
No. 241388



No. 82617
No. 241389



No. 66713



No. 13112

Quickline® Fittings

Use for connections to 1/4" nylon tubing only. Can be used with Zerk-Lock® adapter or be screwed directly into bearing.

Part No.	Description
244047	1/4" tube x 1/8" NPT male straight fitting
244048	1/4" tube x 1/8" NPT male 90° fitting
243699	1/4" tube x 1/8" NPT male 90° swivel fitting
244055	1/4" tube x 1/4" -28 male straight fitting
244054	1/4" tube x 1/4" -28 male 90° fitting
244058	1/4" tube x 1/4" tube splicer union

Standard Compression Fittings

Part No.	Description
241290	1/4" tube x 1/8" NPT male straight fitting
241293	1/4" tube x 1/8" NPT male 90° fitting

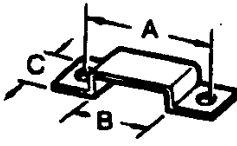
Snap-On Connector Fittings

Part No.	Description
241388	90° snap-on connector for 1/4" O.D. tubing
241389	Straight snap-on connector for 1/4" O.D. tubing
66713	Compression nut for 241388 and 241389
82617	Straight snap-on connector for 1/8" O.D. tubing
82618	90° snap-on connector for 1/8" O.D. tubing
13112	Compression nut for 82617 and 82618

Tube Clamps for 1/4" O.D. Tubing




Part No.	A	B	C	No. of Tubes
64533-1	—	1/4" / 6.4	3/8" / 9.5	1
64533-2	15/16" / 23.8 mm	1/2" / 12.7	3/8" / 9.5	2
64533-3	13/16" / 30.2 mm	3/4" / 19.1	3/8" / 9.5	3
64533-4	17/16" / 36.5 mm	1" / 25.4	3/8" / 9.5	4
64533-5	11/16" / 42.9 mm	1 1/4" / 31.8	3/8" / 9.5	5



Tube Clamps for 1/8" O.D. Tubing

Part No.	A	B	C	No. of Tubes
64532-1	—	1/8" / 3.2	3/8" / 9.5	1
64532-2	1 1/16" / 17.5 mm	1/4" / 6.4	3/8" / 9.5	2
64532-3	1 3/16" / 20.6 mm	3/8" / 9.5	3/8" / 9.5	3
64532-4	1 5/16" / 23.8 mm	1/2" / 12.7	3/8" / 9.5	4
64532-5	1 7/16" / 27.0 mm	5/8" / 15.9	3/8" / 9.5	5



Insulated "J" Type Clamps

Part No.	A	B
68510	9/32" / 7.1 mm opening	13/32" / 10.3 dia. hole
68511	7/16" / 11.1 mm opening	13/32" / 10.3 dia. hole
68535	7/16" / 11.1 mm opening	17/32" / 13.5 dia. hole
68987	1 1/16" / 17.5 mm opening	7/16" / 11.1 dia. hole

Clip Screw



#6 Thd - 1/4" Long


No. 66202 for use in mounting 64532 and 64533 series tube clamps.



Spiral Wrap



Nylon Ties



Plastic Cap

Bulk Supply and Feed Line Hose and Tubing

Part No.	Description
241110	Feed line bundling spiral wrap (10 ft. / 3 m length)
241054	Nylon ties (100 count poly bag) 7" / 177.8 m length
241055	Nylon ties (50 count poly bag) 7" / 177.8 m length
241056	Nylon ties (25 count poly bag) 7" / 177.8 m length
242125	Plastic grease fitting cap

Lubrication Fittings & Accessories

Carton Quantities



Our popular fitting models are packaged in a convenient 100 piece carton for your small order requirements. Order a quantity of one and receive 100 pieces of that fitting.

Standard Fitting Model No.	Model No. 100 Piece Carton	Standard Fitting Model No.	Model No. 100 Piece Carton
5000	249150	5181	249149
5003	249163	5182	249160
5010	249144	5183	249159
5013	249146	5200	249158
5029	249145	5210	249156
5031	249148	5300	249162
5033	249141	5350	249153
5050	249164	5385	249167
5175	249142	5400	249161
5176	249151	5410	249157
5177	249152	5527	249143
5178	249147	5701	249165
5179	249155	5706	249166
5180	249154		



Our standard bulk fittings are boxed in easy to handle cartons weighing approximately 30 pounds. The cartons are approximately 9"x9"x5". Order your fittings in these standard carton quantity increments to reduce your handling time.

Model No.	Standard Box Quantity	Model No.	Standard Box Quantity
5000	2500	5677	2700
5000-1	2500	5678	2700
5000-9	2500	5679	2700
5003	1200	5680	2700
5010	5000	5698	1300
5010-9	5000	5701	1000
5013	4500	5706	800
5014	3000	5711	400
5029	5000	13154	1000
5031	3500	13155	750
5033	5500	20024	1300
5033-9	5500	20026	1300
5036	2700	20028	1000
5045	1500	20029	900
5050	1000	20031	1000
5099	2500	205000	2500
5200	1500	205010	5000
5210	2000	205200	1500
5210-9	2000	205210	2000
5300	1300	205400	1300
5308	1000	205410	1500
5318	2000	240646	5000
5350	700	700259	1500
5385	2200	700337	6000
5400	1300	700375	7500
5410	1500	700395	5000
5410-9	1500	700396	2000
5505	1000	700502	10000
5527	6000	700504	6500

Decimal Equivalents

Fraction	Decimal - in.	mm	Fraction	Decimal - in.	mm
1/64	.01563	.40	33/64	.51563	13.1
1/32	.03125	.80	17/32	.53125	13.5
3/64	.04687	1.2	35/64	.54688	13.9
1/16	.0625	1.6	9/16	.56250	14.3
5/64	.07813	2.0	37/64	.57813	14.7
3/32	.09375	2.4	19/32	.59375	15.1
7/64	.10937	2.8	39/64	.60938	15.5
1/8	.125	3.2	5/8	.625	15.9
9/64	.14063	3.6	41/64	.64063	16.3
5/32	.15625	4.0	21/32	.65625	16.7
11/64	.17188	4.4	43/64	.67188	17.1
3/16	.1875	4.8	11/16	.6875	17.5
13/64	.20313	5.2	45/64	.70313	17.9
7/32	.21875	5.6	23/32	.71875	18.3
15/64	.23438	6.0	47/64	.73438	18.7
1/4	.25	6.4	3/4	.750	19.1
17/64	.26563	6.7	49/64	.76563	19.4
9/32	.28125	7.1	25/32	.78125	19.8
19/64	.29688	7.5	51/64	.79688	20.2
5/16	.3125	7.9	13/16	.8125	20.6
21/64	.32813	8.3	53/64	.82813	21.0
11/32	.34375	8.7	27/32	.84375	21.4
23/64	.35938	9.1	55/64	.85938	21.8
3/8	.375	9.5	7/8	.875	22.2
25/64	.39063	9.9	57/64	.89063	22.6
13/32	.40625	10.3	29/32	.90625	23.0
27/64	.42188	10.7	59/64	.92188	23.4
7/16	.4375	11.1	15/16	.9375	23.8
29/64	.45313	11.5	61/64	.95313	24.2
15/32	.46875	11.9	31/32	.96875	24.6
31/64	.48438	12.3	63/64	.98138	25.0
1/2	.50	12.7	1	1.0000	25.4

Note:

1 inch = 25.4 millimeters

To convert decimals to millimeters multiply by 25.4

Example: 1/4" = .250"

.250" x 25.4 = 6.35 mm

To convert millimeters to decimals, divide by 25.4

Example: 6.35 mm ÷ 25.4 = .250" = 1/4"

Lubrication Fittings & Accessories

Numerical Index



Part No.	Page No.
5000	5, 21
5000-1	5, 21
5000-9	9, 21
5003	5, 21
5010	4, 21
5010-1	4
5010-9	9, 21
5013	4, 21
5014	4, 21
5029	8, 21
5029-1	8
5031	8, 21
5033	8, 21
5033-9	9, 21
5036	8, 21
5045	10, 21
5050	6, 21
5099	10, 21
5175	6, 21
5176	6, 21
5177	6, 21
5178	6, 21
5179	6, 21
5180	6, 21
5181	6, 21
5182	6, 21
5183	6, 21
5200	5, 21
5210	4, 21
5210-9	9, 21
5300	5, 21
5308	5, 21
5318	8, 21
5350	6, 21
5385	8, 21
5400	5, 21
5410	4, 21
5410-9	9, 21
5505	5, 21
5527	4, 21
5677	10, 21
5678	10, 21
5679	10, 21
5680	10, 21
5698	10, 21
5701	11, 21
5706	11, 21
5711	11, 21
10182	12
11485	13

Part No.	Page No.
11509	13
12511	12
13112	19
13129	12
13147	15
13148	15
13154	12, 17, 21
13155	12, 17, 21
14054	12, 17
14562	15
14563	15
14564	15
14570	15
14771	15
14772	15
20011	17
20024	12, 17, 21
20026	12, 21
20028	12, 21
20029	12, 21
20031	12, 21
50039	16
50057	16
51026	16
51055	17
51304	16
62175	16
62176	16
62357	16
64532-1	20
64532-2	20
64532-3	20
64532-4	20
64532-5	20
64533-1	19
64533-2	19
64533-3	19
64533-4	19
64533-5	19
66200	18
66201	18
66202	20
66260	18
66414	18
66415	18
66649	17
66713	19
66714	18
66716	18
66717	17, 18

Lubrication Fittings & Accessories

Numerical Index



Part No.	Page No.
66953	13
67132	17
68462	18
68464	18
68510	20
68511	20
68535	20
68987	20
82617	19
82618	19
90776	13
91048	17
91308	17
205000	7, 21
205010	7, 21
205200	7, 21
205210	7, 21
205400	7, 21
205410	7, 21
240646	4, 21
241054	20
241055	20
241056	20
241110	20
241237	16
241238	17
241285	16
241286	16
241287	16
241288	16
241289	16, 17
241290	19
241293	19
241388	19
241389	19
242025	16
242050	16
242125	20
243699	19
244047	19
244048	19
244054	19
244055	19
244058	19
246002	16, 17
247235	7
247340	18
247616	12
249141	21
249142	21

Part No.	Page No.
249143	21
249144	21
249145	21
249146	21
249147	21
249148	21
249149	21
249150	21
249151	21
249152	21
249153	21
249154	21
249155	21
249156	21
249157	21
249158	21
249159	21
249160	21
249161	21
249162	21
249163	21
249164	21
249165	21
249166	21
249167	21
250475	18
700259	4, 21
700337	12, 21
700361	15
700362	15
700363	15
700364	15
700365	15
700366	15
700367	15
700368	15
700369	15
700370	15
700371	15
700372	15
700375	8, 21
700392	11
700395	4, 21
700396	4, 21
700397	11
700502	11, 21
700502A	11
700504	8, 21

A Complete Line of Lubrication Solutions and Industrial Pumping Products



At every worksite and plant, maintenance professionals need high quality lubrication equipment and pumping products.

We offer everything you need. Our high-pressure grease guns, general purpose pumps, pneumatic filtering systems, hose reels and single point kits all help maintain your costly equipment. We also offer grease fittings, dispensing and measuring equipment, couplers, connectors and lubricant hand trucks.



Lincoln Industrial's global distribution network is the best in the industry.

Lincoln Industrial distributors provide their customers with a wide variety of lubrication equipment as well as consistent delivery and service. From small, service-oriented companies to large, integrated suppliers, Lincoln Industrial distributors meet the expectations of every customer with just the right level of service and value.

You can depend on Lincoln Industrial to continue to provide top quality lubrication and industrial solutions through the best distribution network in the United States and around the world.

For the nearest authorized Lincoln Industrial sales and service representative, call:

Americas:

St. Louis, Missouri
314-679-4200
Fax: 800-424-5359

Europe/Africa:

Walldorf, Germany
49-6227-33-0
Fax: 49-6227-33-259

Asia/Pacific:

Singapore
65-5627960
Fax: 65-5629967



One Lincoln Way
St. Louis, MO 63120-1578
(314) 679-4200
www.lincolnindustrial.com

Lincoln Industrial is a registered trademark
of Lincoln Industrial (USA) Company
© Copyright 1998 by Lincoln Industrial

Form 442838
Revision 1 (11/98)
Printed in U.S.A.